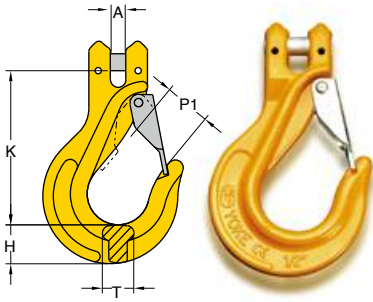




Clevis Sling Hook. Code"YM"

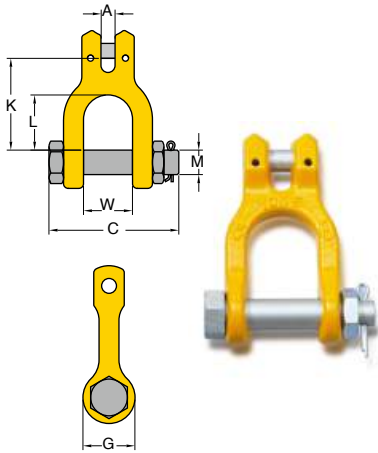
with Latch



Item No.	Working Load Limit tonnes*	For Grade 80 Chain mm	Dimensions (mm)					N.W. kg
			A	H	K	P1	T	
8-043/S-06	1.12	6	6	18	79	23	15	0.3
8-043/S-07	2.0	7, 8	9	22	98	27	18	0.6
8-043/S-10	3.15	10	11	29	121	34	23	1.2
8-043/S-13	5.3	13	14	37	147	44	30	2.3
8-043/S-16	8.0	16	18	42	166	48	39	3.7
8-043/S-20	12.5	18, 20	21	50	200	56	47	6.5

★ Design factor 4:1 proof tested and certified
Tested acc. to EN 1677

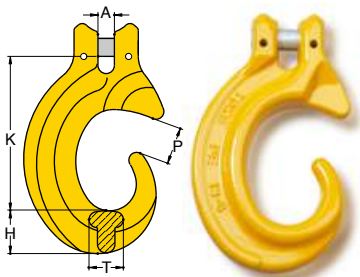
Clevis Shackle. Code"YR"



Item No.	Working Load Limit tonnes*	For Grade 80 Chain mm	Dimensions (mm)							N.W. kg
			A	C	G	K	L	M	W	
8-066-07	2.0	7, 8	9	79	34	59	35	16	33	0.4
8-066-10	3.15	10	11	93	40	78	48	20	34	0.8
8-066-13	5.3	13	14	118	44	98	64	22	49	1.4
8-066-16	8.0	16	18	141	54	112	69	28	60	2.4

★ Design factor 4:1 proof tested and certified
Tested acc. to EN 1677

Clevis C Hook. Code"FE"



Item No.	Working Load Limit tonnes*	For Grade 80 Chain mm	Dimensions (mm)					N.W. kg
			A	H	K	P	T	
8-097-07	2.0	7, 8	9	22	80	19	18	0.5
8-097-10	3.15	10	11	26	105	26	24	0.9
8-097-13	5.3	13	14	34	138	34	32	2.1
8-097-16	8.0	16	18	45	170	38	37	3.8

★ Design factor 4:1 proof tested and certified
Tested acc. to EN 1677