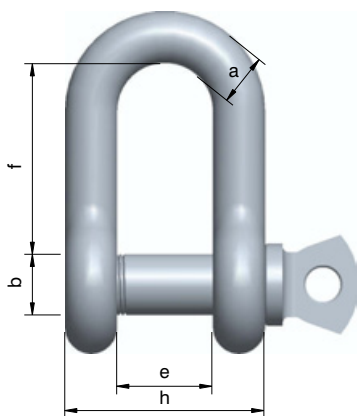




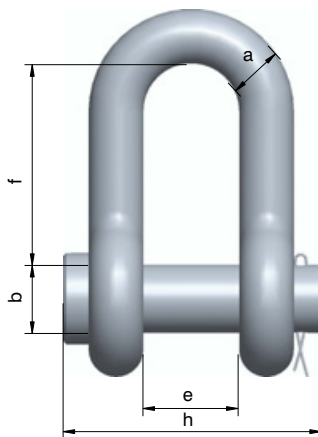

GRILLO DRITTO
UNI 1947
TIPO A - TIPO C

Dee shackle
UNI 1947 type A - type C

TIPO A - TYPE A



TIPO C - TYPE C



Misura Size	SWL	a	b	c	e	f	h	Peso Weight
mm	kg	mm	mm	mm	mm	mm	mm	g
12	630	12	M 12	26	20	42	40	190
14	800	13	M 14	29	22	46	44	250
16	1000	14	M 16	32	24	50	48	320
18	1300	15	M 18	35	26	54	53	430
20	1600	17	M 20	38	28	58	58	590
22	2000	20	M 22	44	32	69	68	930
25	2500	23	M 24	50	36	79	78	1400
28	3150	26	M 27	56	40	90	88	2200
32	4000	29	M 30	64	45	100	99	2850
36	5000	32	M 36 x 3	72	50	110	110	4400
40	6300	36	M 39 x 3	80	55	120	123	5600
42	8000	40	M 42 x 3	85	60	131	136	7650
45	10000	45	M 45 x 3	90	65	143	149	10500
50	12500	50	M 48 x 3	100	70	155	164	13900

* Coefficiente di sicurezza_Safety factor